

POLYCRYSTALLINE | 50Wp - 300Wp

Polycrystalline panels are made up from the silicon offcuts, moulded to form blocks and create a cell made up of several bits of pure crystal and it is identifiable by its signature light or dark blue colour, but not uniformly some patches are lighter than others. The differences in appearance come about as a result of the manufacturing process.

However, this mis-alignment can help in some circumstances, because the cells work better from light at all angles, in low light, etc.



50W - 300W
Maximum Power

17.40V - 36.50V
Maximum Power Voltage

27.5A - 8.22A
Maximum Power Current

21.90V - 45.1V
Open Circuit Voltage

2.95A - 8.67A
Short Circuit Current



Excellent low light performance on cloudy days, mornings and evenings

- Anti-reflective coating



Anti-PID



Fire test certification



Great aesthetics for residential applications

- High efficiency, lower weight, Easy handling and optimum utilization of roof space



Ammonia corrosion certification



Certified to withstand challenging environmental conditions

- 2400 Pa wind load
- 5400 Pa snow load
- 35mm hail stone at 97 km/hr



Salt mist corrosion certification



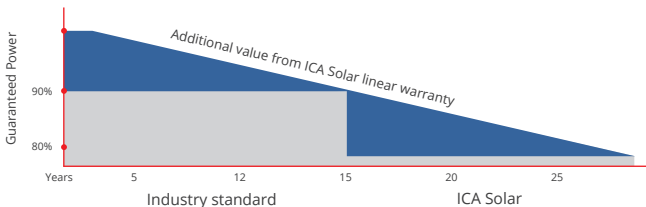
IP68 connectors enhance the reliability of the PV system



Blowing sand resistance certification

LINEAR PERFORMANCE WARRANTY

15 Year Product Warranty | 25 Year Linear Power Warranty



PV MODULE

POLYCRYSTALLINE

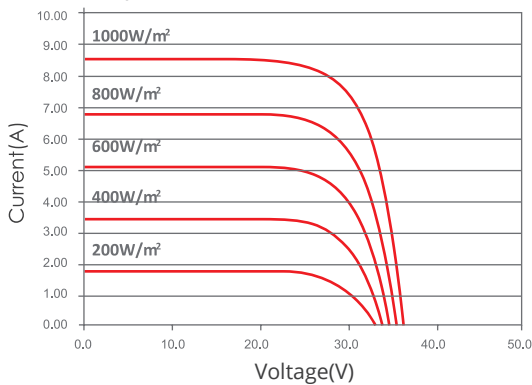
Electrical Characteristics

Characteristics	Unit	50W	100W	135W	150W	200W	250W	300W
Maximum Power (Pmax)	W	50	100	135	150	200	250	300
Power Tolerance	%	+3	+3	+3	+3	+3	+3	+3
Maximum Power Voltage (Vmp)	V	17.60	17.60	17.40	17.60	35.20	30.50	36.50
Maximum Power Current (Imp)	A	2.85	5.69	7.76	8.53	5.69	8.21	8.22
Open Circuit Voltage (Voc)	V	22.50	22.60	21.90	22.6	45.60	37.60	45.10
Short Circuit Current (Isc)	A	3.04	6.09	8.00	9.01	6.02	8.67	8.67
Weight	Kg	4.5	7.7	12	11	15.3	19	24
Dimension of module	mm	700x510x30	1020x670x30	1480x670x30	1470x670x30	1320x992x40	1640x992x40	1956x992x40
Pmax Temperature Coefficient	%/C				-0.44			
Voc Temperature Coefficient	%/C				-0.30			
Isc Temperature Coefficient	%/C				+0.05			
Maximum System Voltage	VDC				1000(TUV);600(UL)			
Maximum Series Fuse Rating	A				15			
Operating Temperature	°C				-40 ~ +85			
NOCT	°C				45±2			

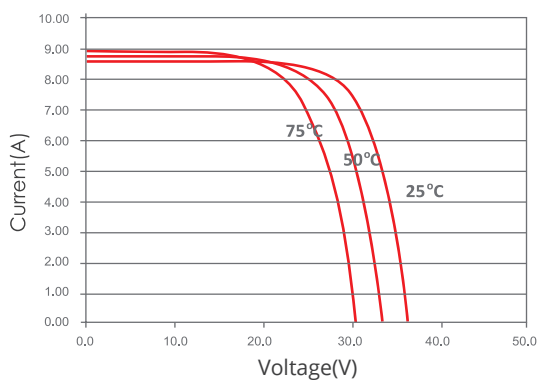
STC:1000W/m2.AM1.5 and 25 °C cell temperature: NOCT : Nominal Operating Cell Temperature

I-V Curves

I-V Curves of PV Module 250 Wp
(Cell Temp. 25 °C)



I-V Curves of PV Module 250 Wp
at Different Cell Temp. (AM1.5, 1000W/m²)



Physical Characteristics

Unit:mm(inch)

